

# Huihui Mai

Coming together  
to make a plan



**Whakawhanake Kāinga Komiti**  
Urban Growth Partnership  
for Greater Christchurch



**Huihui Mai**  
Let's come together



## Background

Over the past 15 years, Christchurch and surrounding towns have grown rapidly. By 2050, more than 700,000 people are projected to be living in the Christchurch, Selwyn and Waimakariri districts – 30% more than there are today, with the population potentially doubling to 1 million people within the next 60 years, if not earlier.

To help avoid future growing pains, the Whakawhanake Kāinga Committee (Urban Growth Partnership for Greater Christchurch) asked residents how they thought we should tackle important issues such as responding to climate change, preserving the environment, making our region more resilient to natural disasters, and making housing more affordable.

**The Huihui Mai engagement took place between 23 February 2023 to 3 April 2023, and had five objectives:**

1. To explain and raise awareness of the Greater Christchurch Spatial Plan and the role of the Urban Growth Partnership.
2. To let the community know about the proposed 'turn up and go' public transport service and route.
3. To ask the community for feedback on the work done to date on the draft Greater Christchurch Spatial Plan, the 'turn up and go' public transport service (Mass Rapid Transit, MRT) investigation and the Transport Plan.
4. To deliver a visible and engaging campaign that encourages the community to talk about how we plan for, and adapt to, the future challenges facing Greater Christchurch, including population growth and climate change with a clear line of sight to intergenerational wellbeing and the community aspirations articulated through community engagement in 2020.
5. To engage with the many audiences that make up the Greater Christchurch community, encouraging active and meaningful participation by stakeholders and the public.

## Ways we engaged

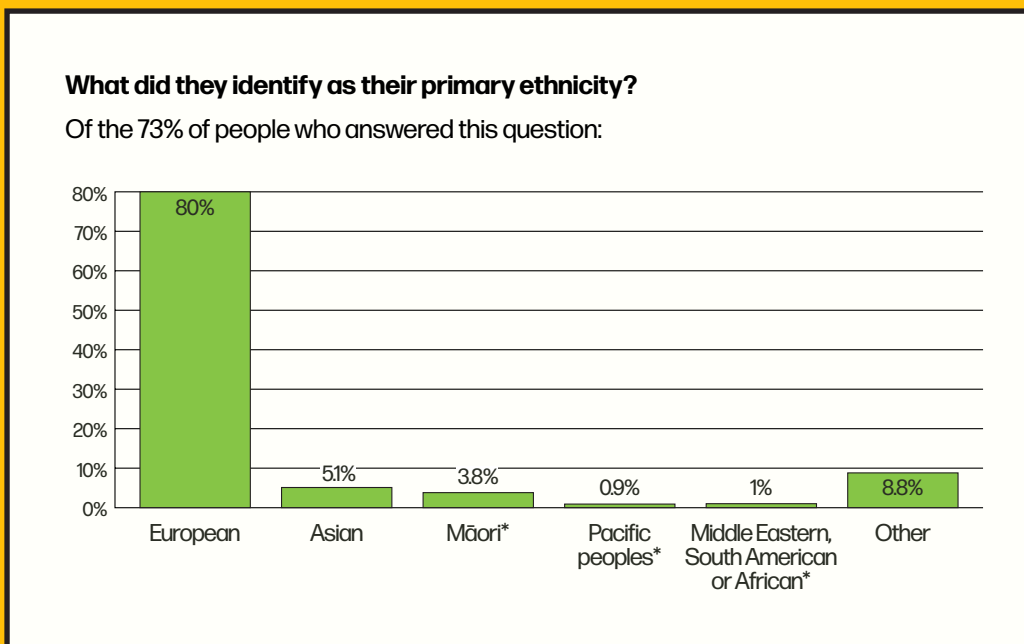
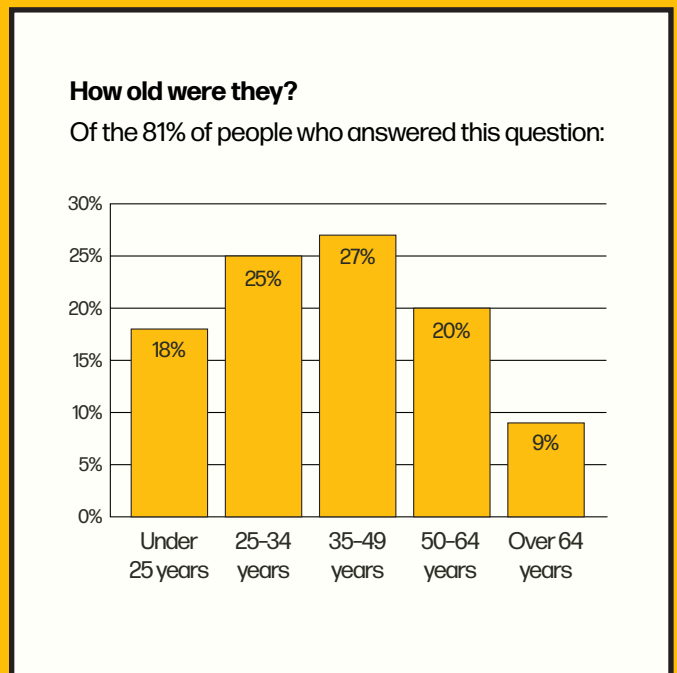
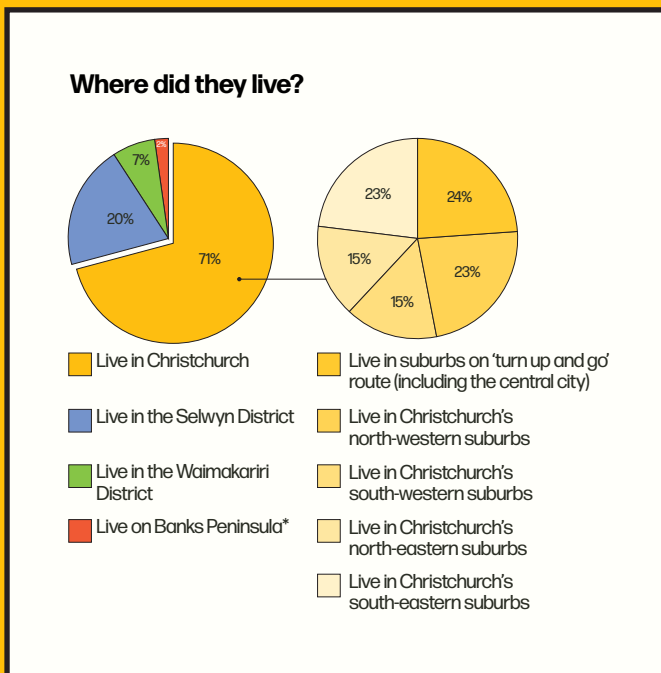
- A simple, mobile friendly online survey was done by 7,067 respondents.
- 3 workshops at Rangiora, Rolleston, and University of Canterbury.
- 1 webinar with city planners.
- 4 drop-in sessions at local libraries with project team members.
- A dedicated youth engagement stream included workshops in schools and with youth organisations and a Youth Summit to review all the feedback.
- Meetings with infrastructure providers, developers and key representative groups including One Voice, the Christchurch City Council Multi- Cultural Advisory Group, and the Canterbury Employers Chamber of Commerce.
- A series of activations were held in high foot traffic areas that centred around a large photo wall asking – "What should Greater Christchurch look like in 2050?"



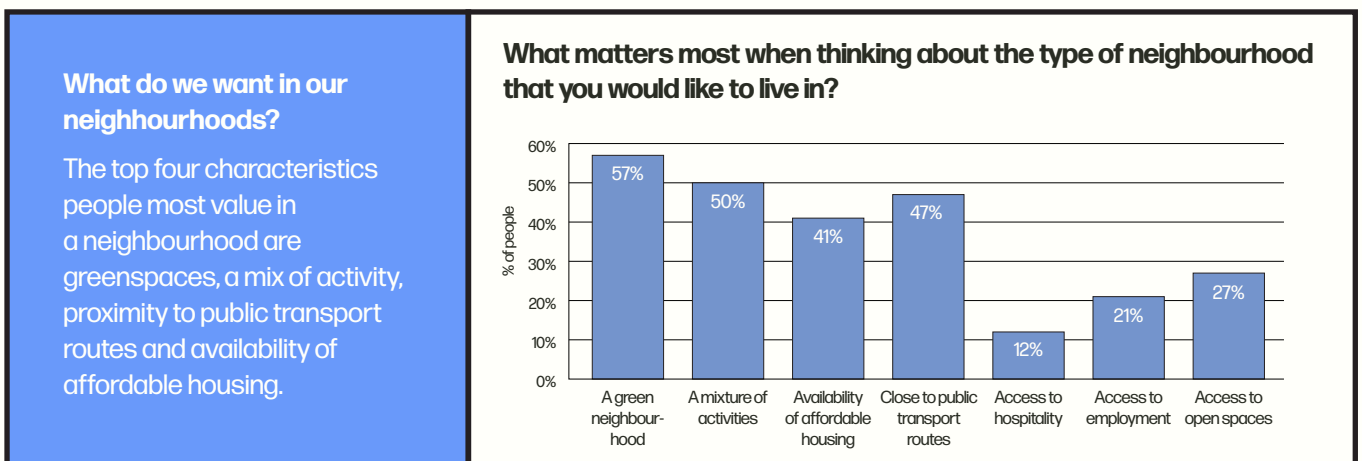
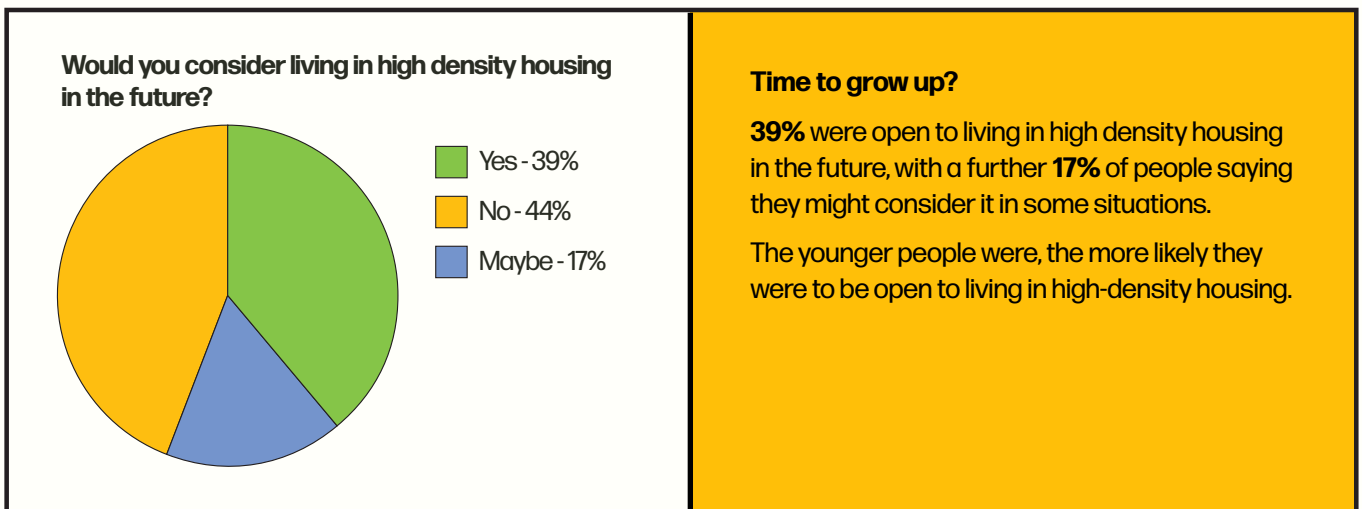
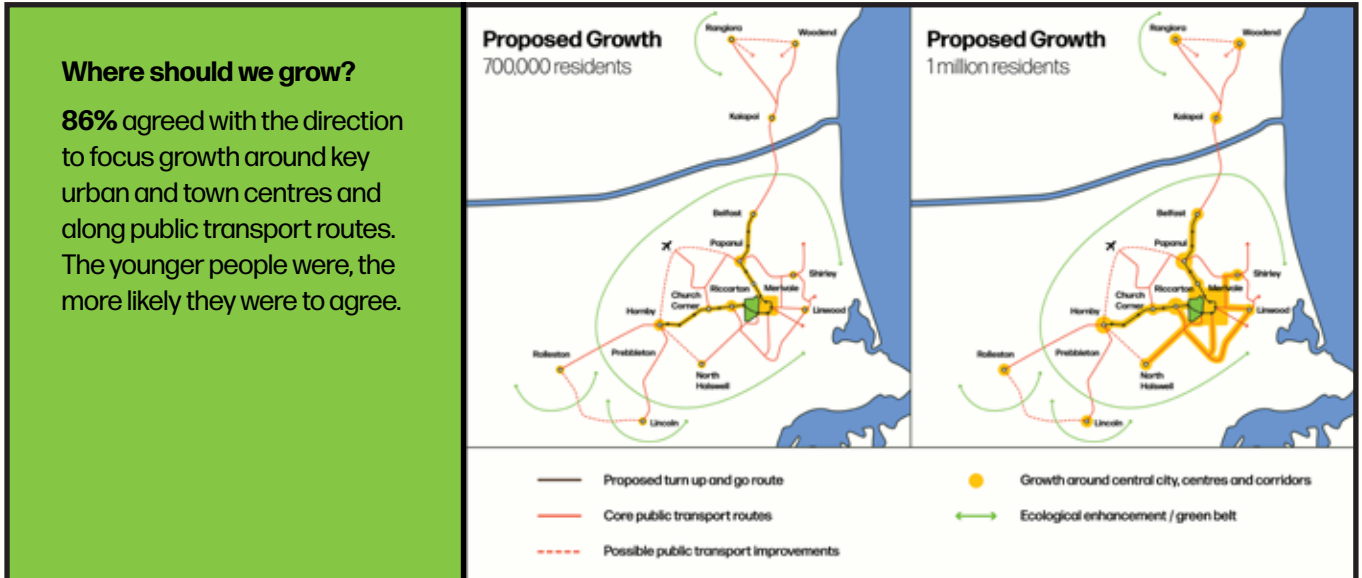
## Who we engaged with

Our main form of engagement was a simple-to-use online survey which asked people to provide their feedback on some of the work to date, and their views about high-density housing, neighbourhoods, the environment and public transport.

Here is some demographic information on the 7067 people completed the survey:



## What we were told

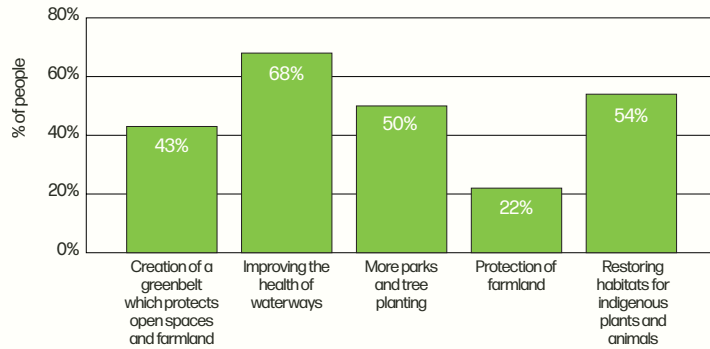




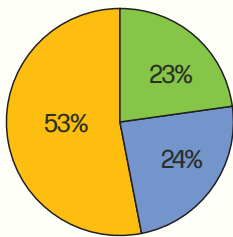
### What are our environmental priorities?

68% identified improving the health of waterways as a top priority for where we should focus our effort to protect and enhance our natural environment. There was very little variation in environmental priority by how people identified their age, ethnicity, gender or whether they had a disability, or by their household type.

### Where should we focus the most effort to protect and enhance our natural environment as our population grows?



### Do you agree with this suggested turn-up-and-go route?



I don't know (Green), Yes (Yellow), No (Blue)



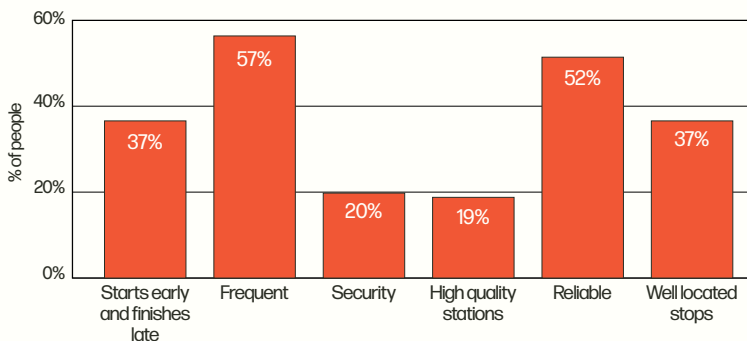
### Is it time for turn up and go?

53% agreed with the suggested 'turn up and go' route. For those who didn't agree, extending the route to Rolleston, Eastern Christchurch, Rangiora and South Christchurch were all identified.

The closer people lived to the suggested 'turn up and go' route the more likely they were to:

- Support it (72% of those who live in suburbs along the route supported it)
- Be more open to high density living
- Be interested in using public and active modes of transport more.

### What would make this suggested turn-up-and-go service attractive to use?



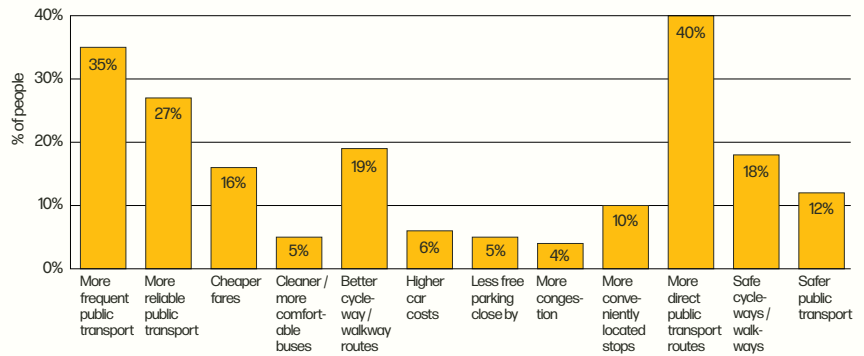
Frequency and reliability were the two most identified characteristics that would be important to make the 'turn up and go' service attractive to use.

### What's needed to reduce our reliance on cars?

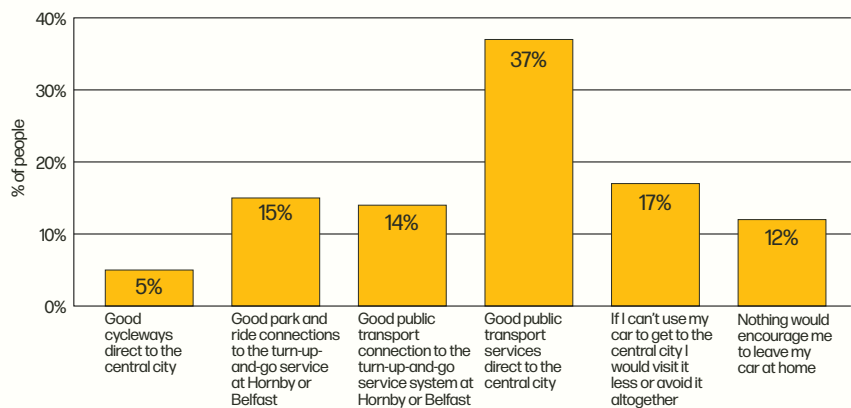
To use their cars less, people want more frequent, more reliable and more direct public transport

Over one-third of people in Selwyn and Waimakariri Districts identified direct public transport to the central city as the best way to encourage people out of cars for travel to and from the central city.

### What is most likely to encourage you to choose public transport, cycling and walking more often?



### Selwyn and Waimakariri residents: What's the most important change that would encourage you to get to and from the central city using options other than by car?





## What young people told us:

With the Huihui Mai consultation exploring what Greater Christchurch could look like in 2050, there was a large emphasis on capturing the youth voice. 1,300 youth under 25 took part in our survey, and 386 rangatahi from schools, tertiary institutions, youth councils/rōpū and participation groups participated in tailored workshops.

### Key themes identified by youth included:

- There needs to be an affordable and accessible range of housing options for different groups of people, including options for intergenerational living and large whānau/aiga, when planning for future growth.
- First-home buyers and flatmates would be very open to high-density housing - this would need to be affordable and have good design that maintains privacy, space and energy efficiency and promotes access to green spaces.
- The proposed 'turn up and go' service could be extended to Kaiapoi and Rolleston, and out east to make the central city and Greater Christchurch more accessible. Considerations for transport options are: affordability, accessibility, frequency, consistency, safety for drivers and passengers and being Wi-Fi-friendly.
- Climate change, a clean and green environment, the Avon and drinking water quality are top priorities.
- Safety across all aspects of living, working, transport and recreation in Greater Christchurch and on online platforms is important.
- Māoritanga is embraced, visible and valued. Greater Christchurch is diverse, multi-cultural and welcoming and this is reflected in the city and at the decision-making tables.



## What happens next?

The feedback that we've received will help us develop the draft spatial plan that will go out for consultation in mid-2023 and to finalise our investigation into the turn up and go public transport service allowing us to move to the next phase of detailed planning for this service. We will engage further with the community as our work on a turn up and go public transport service progresses.

## Members of Whakawhanke Kāinga Komiti:

- **Local Government:** Environment Canterbury, Christchurch City Council, Selwyn District Council, Waimakariri District Council
- **Mana whenua**
- **Central Government:** Waka Kotahi NZ Transport Agency, Te Whatu Ora – Health New Zealand, Kāinga Ora, Te Tūāpapa Kura Kāinga – Ministry of Housing and Urban Development, Te Tari Taiwhenua – Department of Internal Affairs